






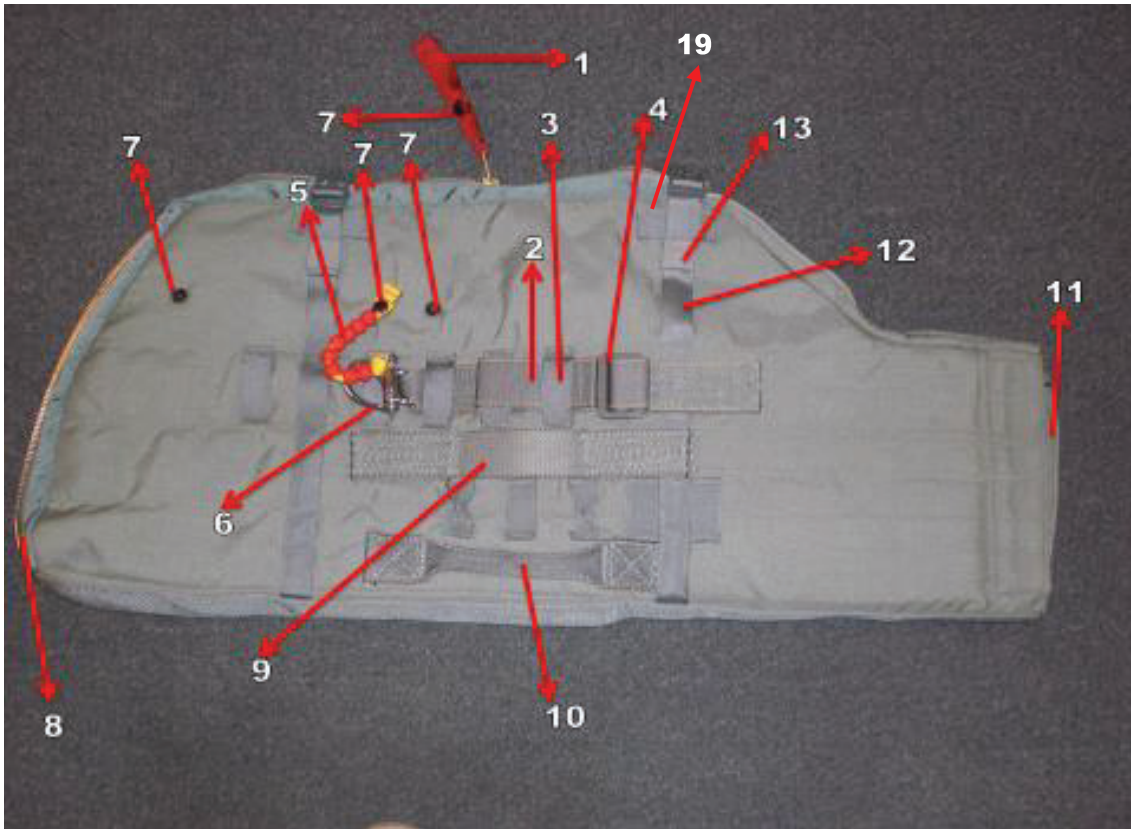
NOMENCLATURE FOR INDIVIDUAL EQUIPMENT CONTAINERS

THIS PAGE INTENTIONALLY LEFT BLANK


1. Oval Pad
2. Crown Pad
3. Trapezoid Pad
4. Adjustable Buckle
5. Adjustable Strap
6. Modified Chinstrap Assembly
7. Chinstrap Fastener
8. Long Portion Chinstrap
9. Short Portion Chinstrap
10. Webbing Retainer
11. Nape Pad
12. Hook Disk




1. Slide Fastener and Tabbed Thong
2. Adjusting Strap
3. Pouch Attachment Ladder System Webbing
4. Friction Adapter
5. Yellow Safety Lanyard
6. Snap Shackle
7. Snap Fastener
8. Upper Spring Stop
9. Attachment Strap
10. Carrying Handle
11. Adjustable Nose Cone
12. Compression Strap
13. Webbing Retainer
14. Closing Flap
15. Quick Release Buckle
16. Upper Tie Down Tape
17. Lower Tie Down Strap
18. Lower Tie Down Strap Stow Pocket
19. Vertical Nylon Equipment Hanger



1. Pouch Attachment Ladder System Webbing
2. Lower Tie Down Strap Stow Pocket
3. Pile Tape
4. Rifle Butt Stow Pocket
5. Closing Flap
6. Internal Padded Divider
7. Nose Cone Securing Strap
8. Slide Fastener and Tabbed Thong
9. Internal Pocket



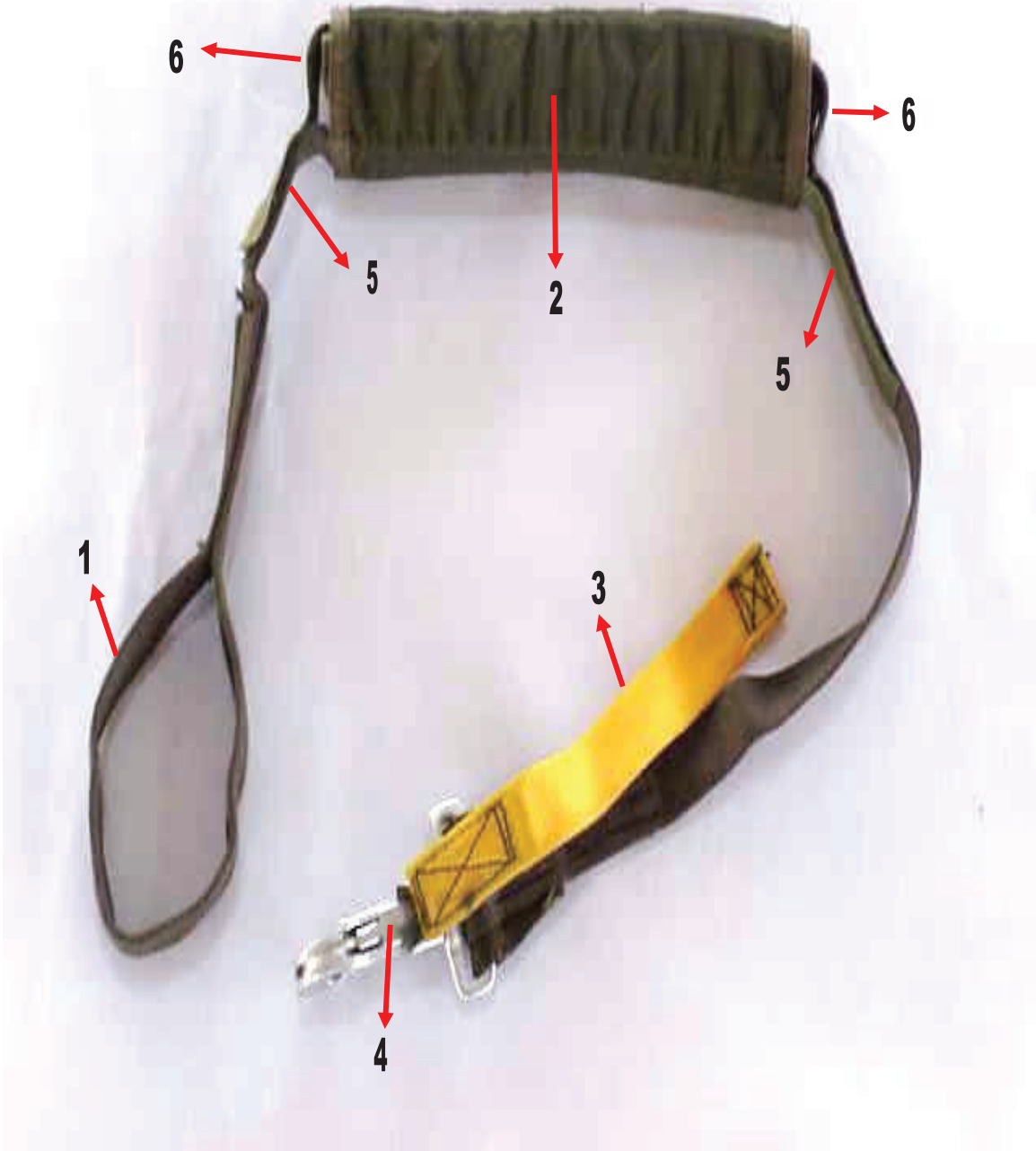
1. Snap Shackle With Yellow Safety Lanyard
2. Locking Pin
3. Adjusting Strap
4. Opening Gate
5. Snap Fastener
6. Yellow Safety Lanyard



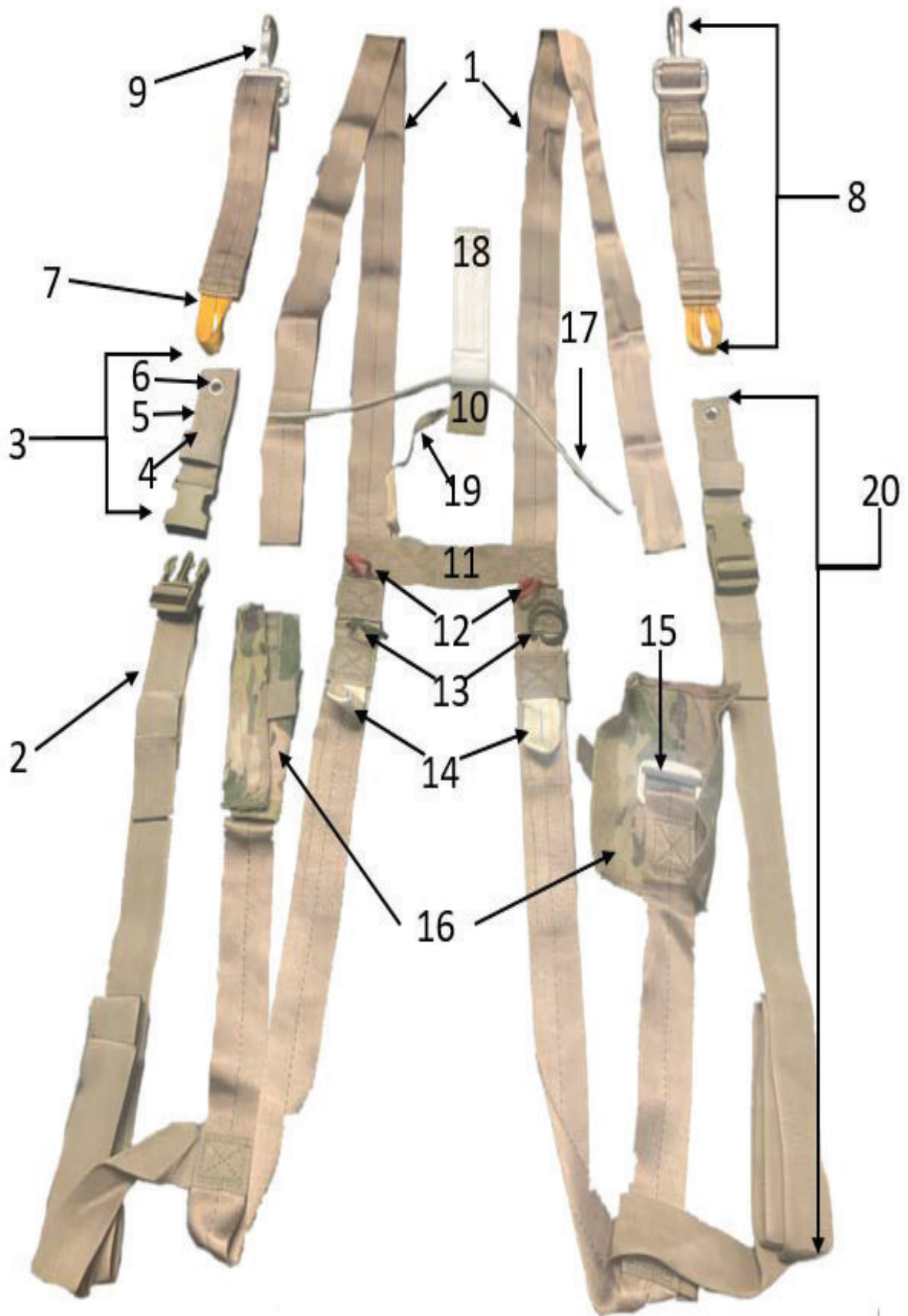
1. Slide Fastener and Tabbed Thong
2. Upper Spring Stop
3. Snap Fastener



1. Looped End Hook Pile Tape Lowering Line
2. Retainer Flap
3. Yellow Safety Lanyard
4. Ejector Snap
5. Hook Tab
6. Pile Tab



1. Equipment retainer strap
2. Male portion leg strap release assembly
3. Female portion leg strap release assembly
4. Webbing retainer
5. Cable loop retainer
6. Grommet
7. Yellow Attaching loop
8. Adjustable Equipment Ring attaching strap
9. Snap hook
10. Release handle assembly
11. Release handle cross strap
12. Red attaching loop
13. Green attaching loop
14. White attaching loop
15. Friction adapter
16. Friction adapter protective cover
17. Release handle cable
18. Release handle
19. Release handle lanyard
20. Adjustable leg strap



Modular lightweight load carrying equipment (MOLLE) 4000

1. Carrying Handle
2. Friction Adapter Stowage Pocket
3. Air Item Routing Channel(Front)
4. Outer Accessory Pouch
5. Air Item Stowage Pocket
6. "V" Shaped Load Lifter
7. Back Pad
8. Adjustable Leg Strap Stowage Pocket
9. Adjustable Shoulder Carrying Strap

10. "U" Shaped Channel
11. Adjustable Leg Strap Routing Channel
12. Air Item Routing Channel(Rear)
13. Air Item Stowage Pocket Pass Through Slot

